

HY2412

Bariatric // Standard Dual // Triple Motor // Lift & Recline // Standard //

This is our most powerful bariatric 'standard dual' lift and recline mechanism which provides the user with independent backrest and footrest movement.

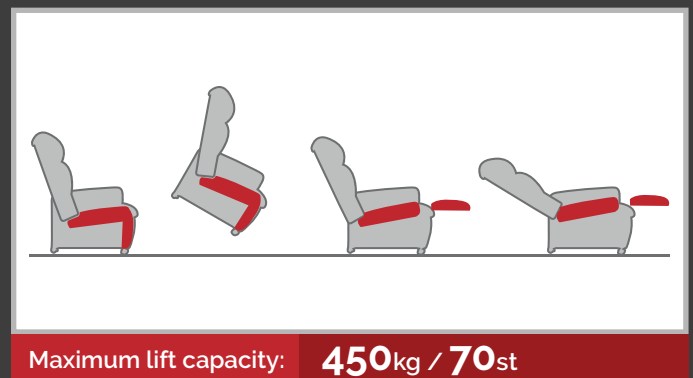
Specifically designed for the bariatric market with a 450kg lift capacity and 140kg leg rest capacity, this dual mechanism is a solid performance action.

Supplied as a lift and recline action, with integrated base. The third motor operates the backrest independently.




Specifications

	Standard
Seat frame width (mm)	900
Seat height (mm)	430
Seat depth (mm)	660
Capacity (kg)	450
Foot rest capacity (kg)	140
Variable angle lift	-



Accessories




4 x Adjustable Glides
Fits seat widths 650

Code: HY9010




75008 Proline
4 Button

Code: HS HY9098



Memory 2
Reset Styleline

Code: Memory 2



4 73345 Styleline 6 Button
Reset Handset Cable

Code: HY9029



75854 Styleline 5 Button
Handset Cable

Code: HY9087